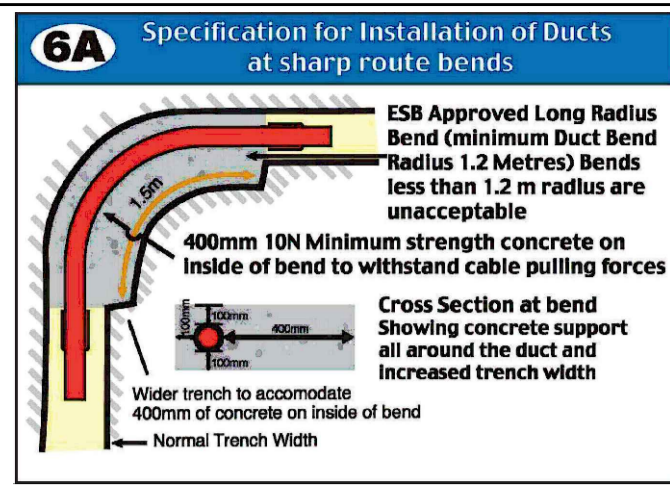


DETAIL No.1
ESB STANDARD DUCTING DETAIL
SCALE N.T.S.

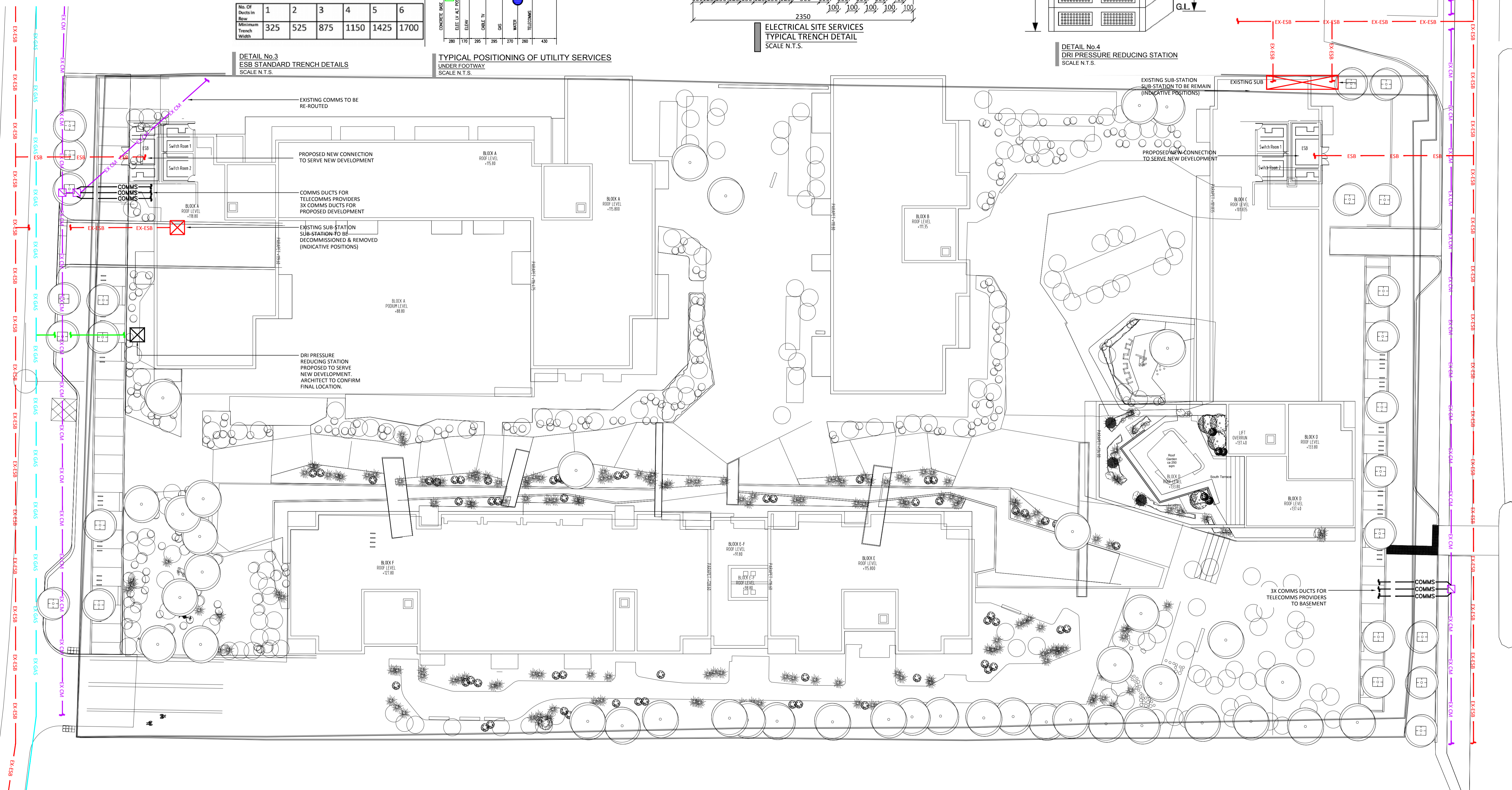
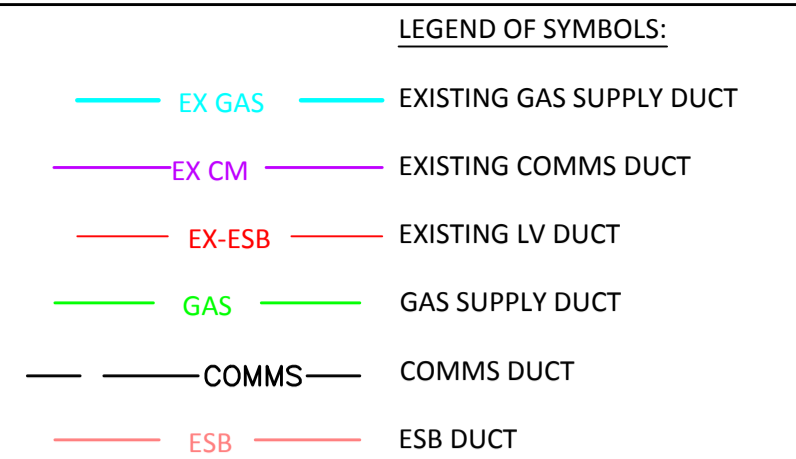
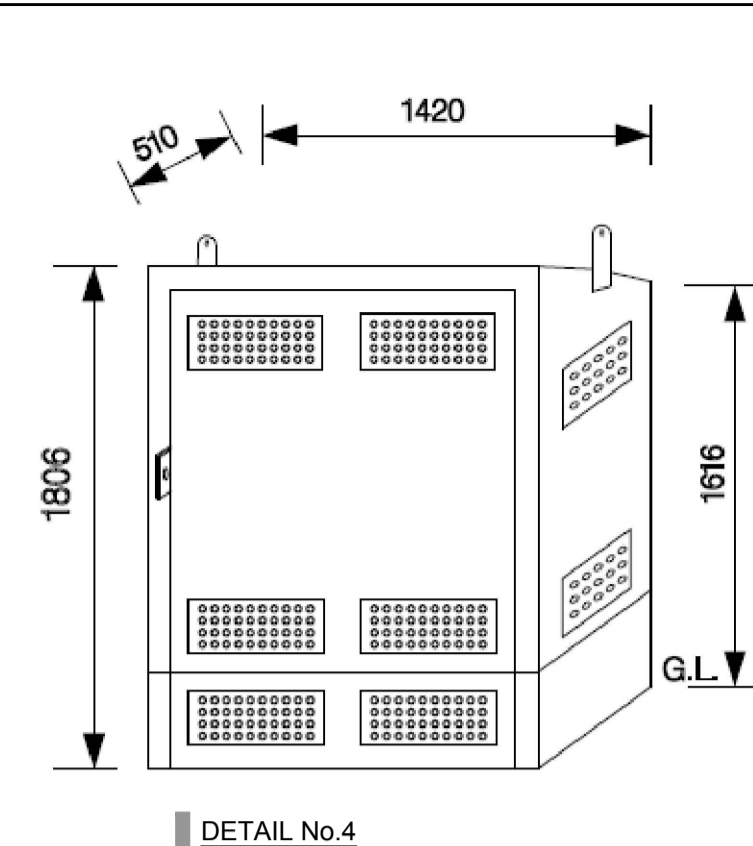
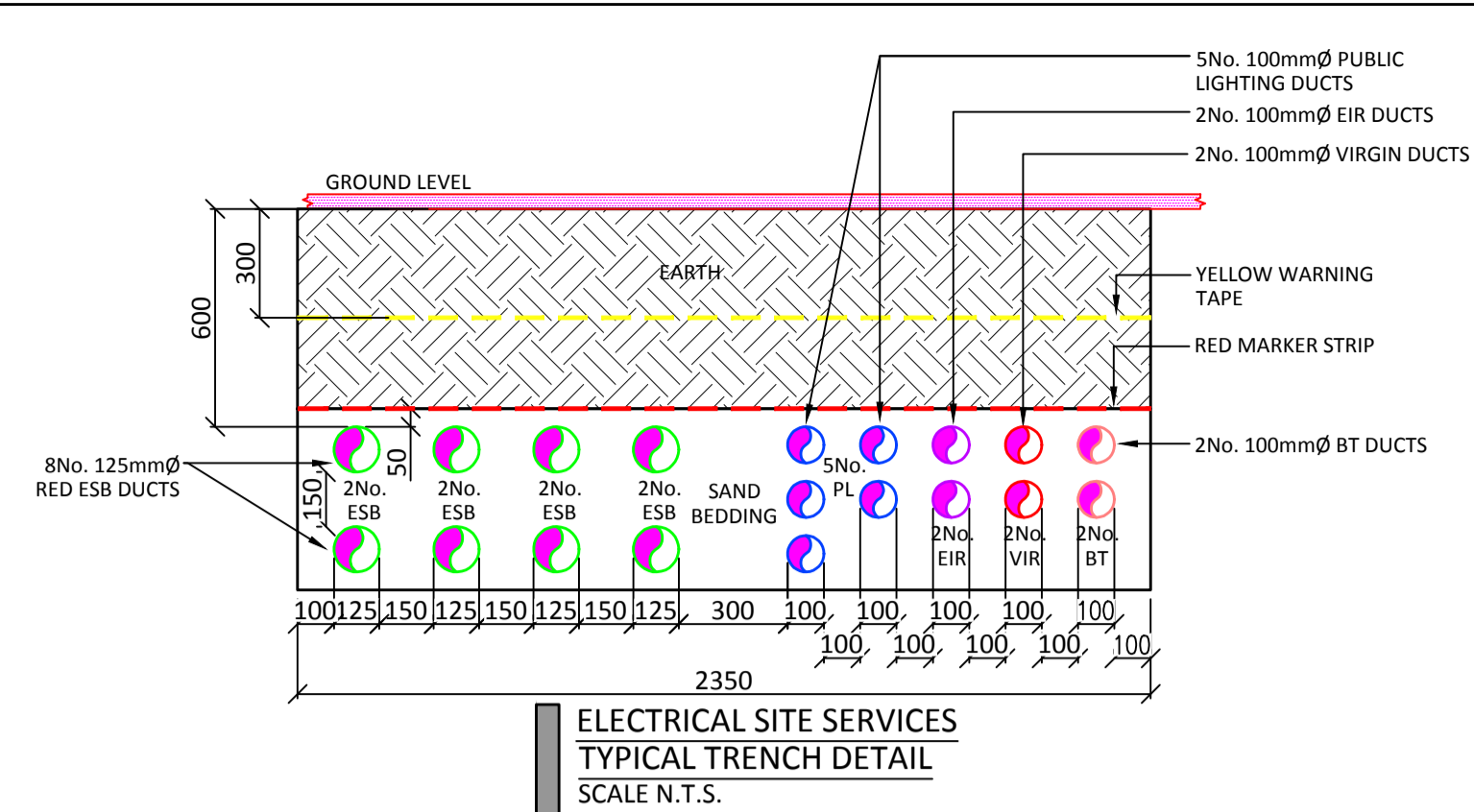
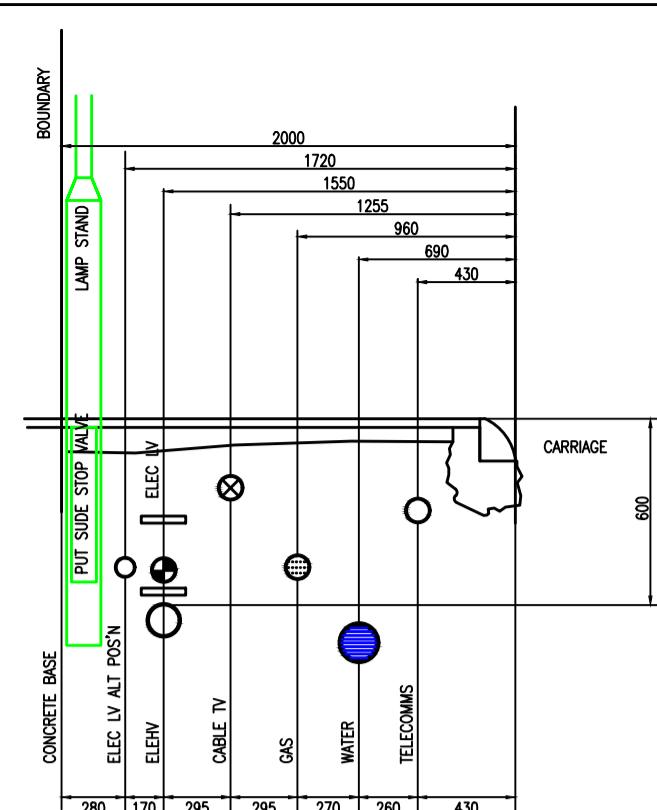


DETAIL No.2
ESB STANDARD DUCTING DETAIL
SCALE N.T.S.

Minimum Trench Widths for 1 & 2 Rows of Ducts

No. Of Ducts in Row	1	2	3	4	5	6
Minimum Trench Width	325	525	875	1150	1425	1700


DETAIL No.3
ESB STANDARD TRENCH DETAILS
SCALE N.T.S.



- FOR SETTING OUT REFER TO ARCHITECT'S DRAWINGS.
- THIS DRAWING TO BE READ IN CONJUNCTION WITH ALL OTHER ARCHITECTURAL AND ENGINEERING DRAWINGS AND ALL OTHER RELEVANT DRAWINGS AND SPECIFICATIONS.
- DO NOT SCALE THIS DRAWING. USE FIGURED DIMENSIONS ONLY.
- NO PART OF THIS DOCUMENT MAY BE REPRODUCED OR TRANSMITTED IN ANY FORM OR STORED IN ANY RETRIEVAL SYSTEM OF ANY NATURE WITHOUT THE WRITTEN PERMISSION OF O'CONNOR SUTTON CRONIN AS COPYRIGHT HOLDER EXCEPT AS AGREED FOR USE ON THE PROJECT FOR WHICH THE DOCUMENT WAS ORIGINALLY ISSUED.

Rev No.	Date	Revision Note	Drn by	Chkd by
P01	26.06.19	ISSUED FOR PLANNING.	S.R.	M.F.

Rev No.	Date	Revision Note	Drn by	Chkd by



Head Office,
9 Prussia Street,
Dublin 7,
D07 KT57

TEL +353 (0)1 8682000

e: contactus@ocsc.ie
w: www.ocsc.ie

Dublin | London | Belfast | Galway | Cork



Client: SANDYFORD GP LIMITED
Project: SANDYFORD CENTRAL, CARMANHALL ROAD, SANDYFORD BUSINESS DISTRICT, DUBLIN 18
Title: MECHANICAL & ELECTRICAL SITE SERVICES LAYOUT

Code | Originator | Zone | Level | Type | Role | Number | Status | Revision
R478 | OCSC | XX | XX | DR | ME | 0002 | S8 | P01

Date: 17.06.19 Scale: 1:250 @ A1 Drn by: S.R. Chkd by: M.F. Aprvd by: B.R.